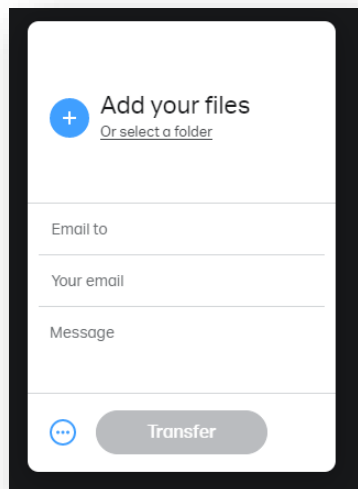


1

APPENDIX 4.2.3 - Uploading videos to WeTransfer

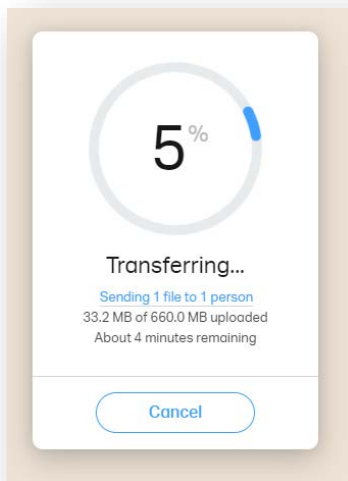
Sending Files is easy if you use WeTransfer! At wetransfer.com all you have to do is follow the steps below. Once the file is sent, the transfer is available for 7 days.

Step 1



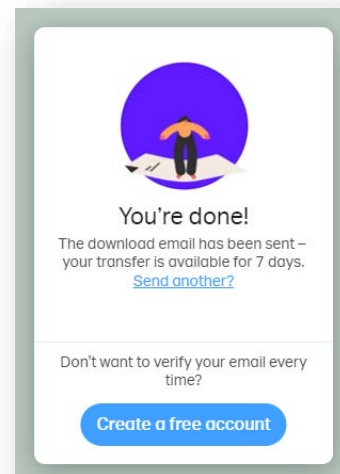
Add your file, enter the email of the person you want to send the file to, and add your email. Then, press transfer!

Step 2



Wait for the file to send.

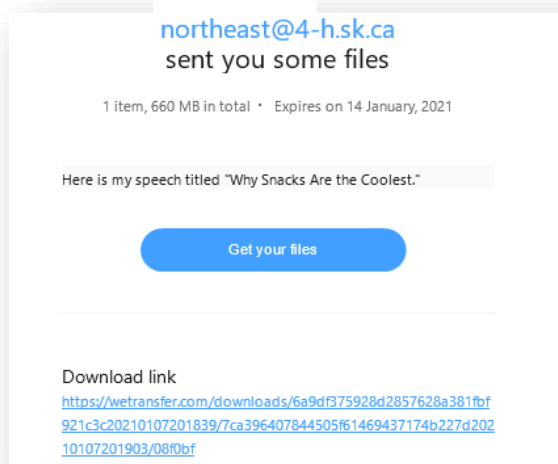
Step 3



You will be notified when the transfer is complete!

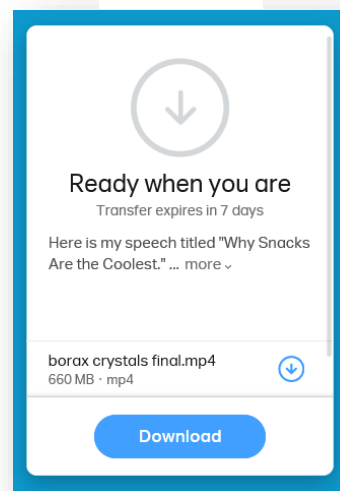
Receiving files is easy too! **Remember to download your files right away, as the link will only be available for 7 days.**

Step 1



Click on the blue font under the "Download Link" message

Step 2



Click "Download" and your file will automatically download on your computer